

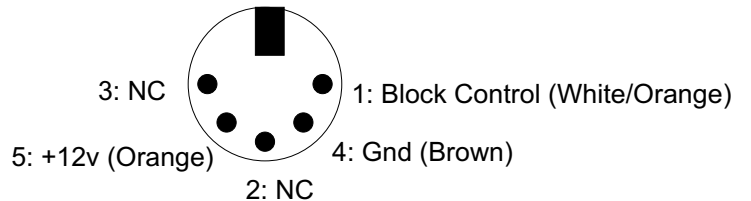
To enable Lock Out Eliminator,  
 Pwr B should be disconnected  
 Pwr A Black to Transformer Com and Lock out Elim Black  
 Pwr A Red to Transformer Var and Lock out Elim Red

Relay contacts should be rated for 5 amps or more

Alternate Colors

- 1. Green
- 2. Red
- 3. NC
- 4. Black
- 5. Yellow

5 Pin DIN  
 Female Connector



BLOCK CONTROL

Variant A

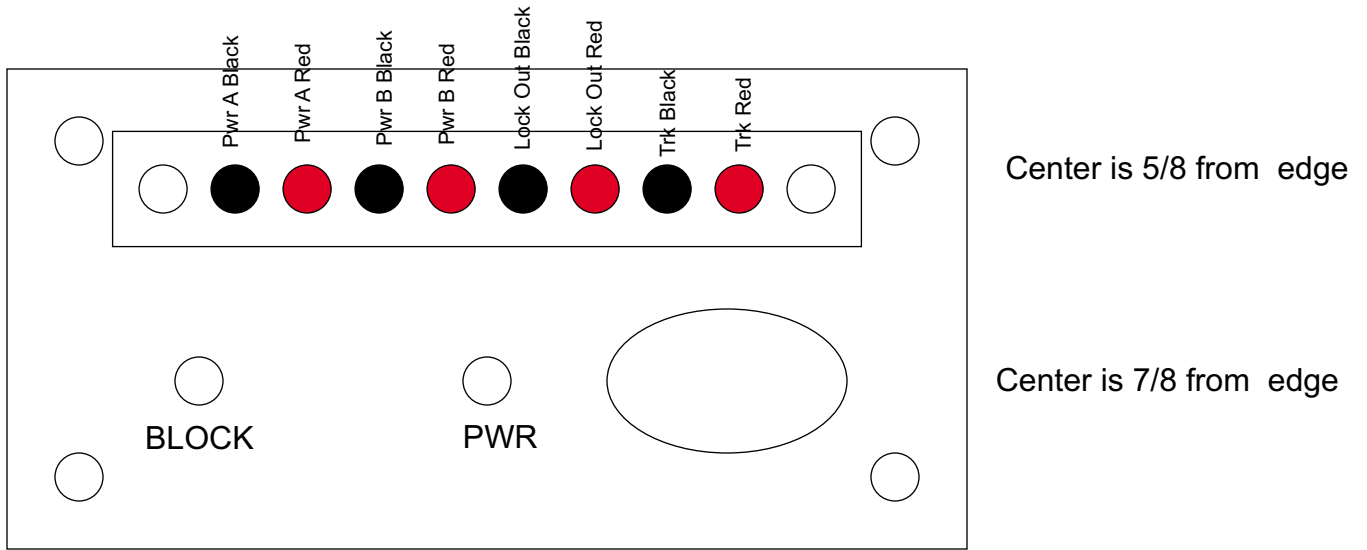
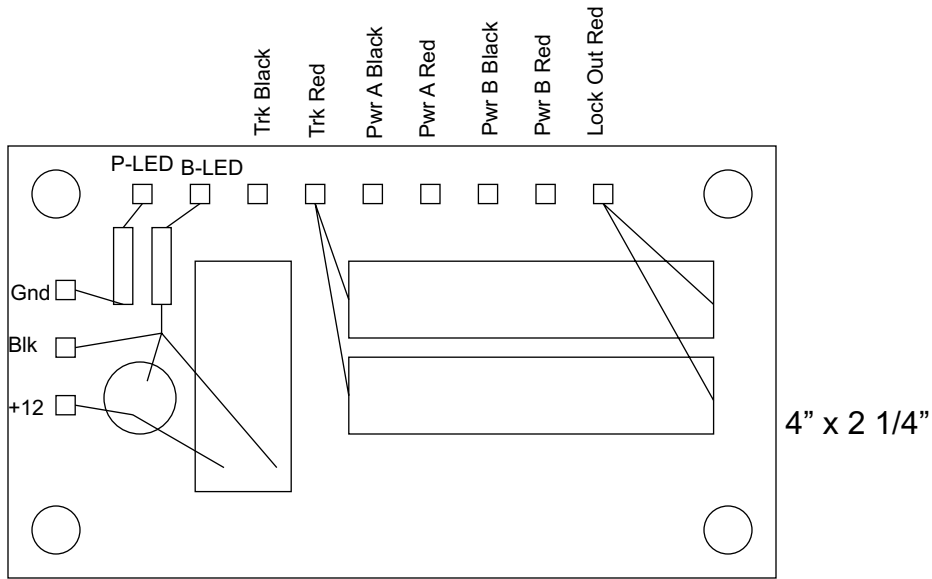
Rev 1: January 27, 2001

Rev 2: February 3, 2001

Rev 3: February 26, 2001

Rev 4: March 3, 2001

Rev 5: March 7, 2001



Center is 1 from edge

Center is 2.5 from edge

Center is 1 1/4 from edge

BLOCK CONTROL  
 Variant A Layout  
 Rev 1: March 3, 2001

Alternate Colors

1. Green
2. Red
3. NC
4. Black
5. Yellow

5 Pin DIN  
 Female Connector

